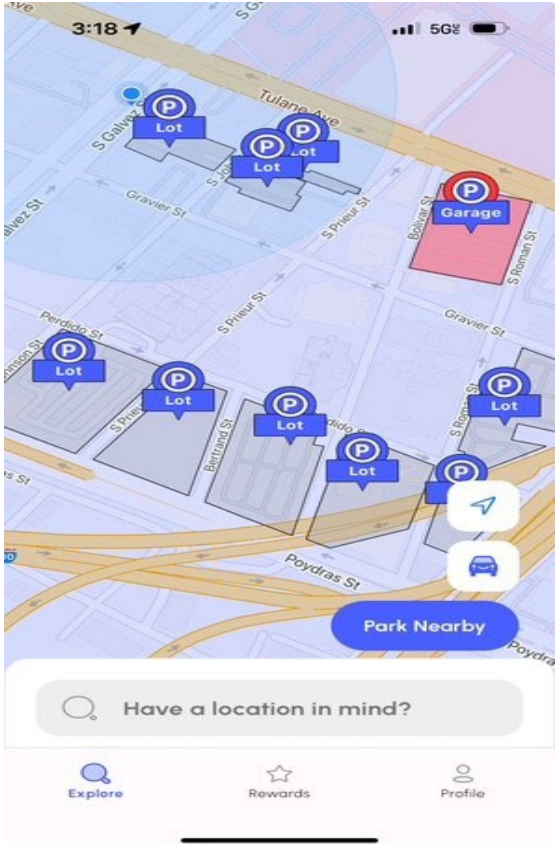
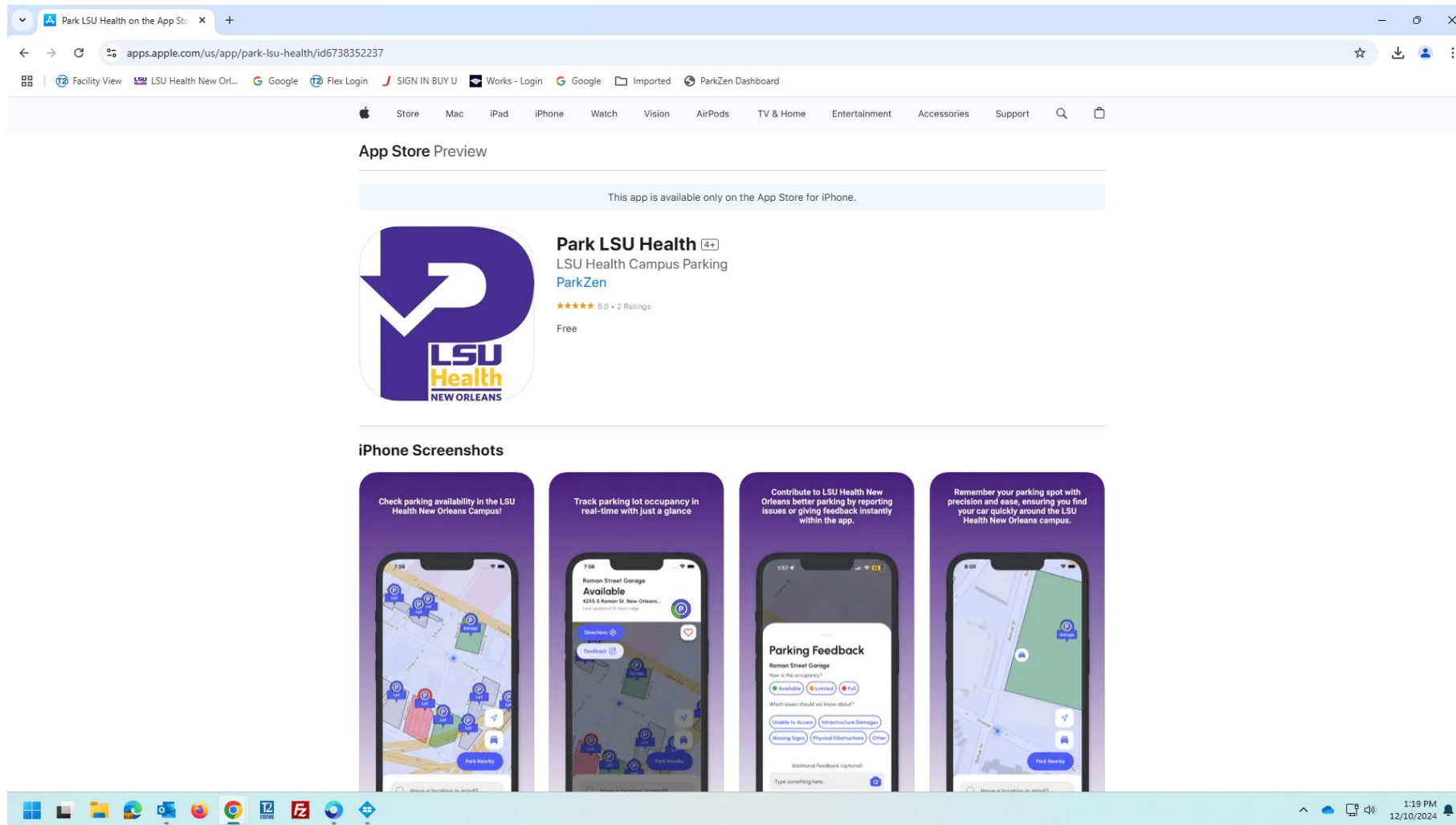
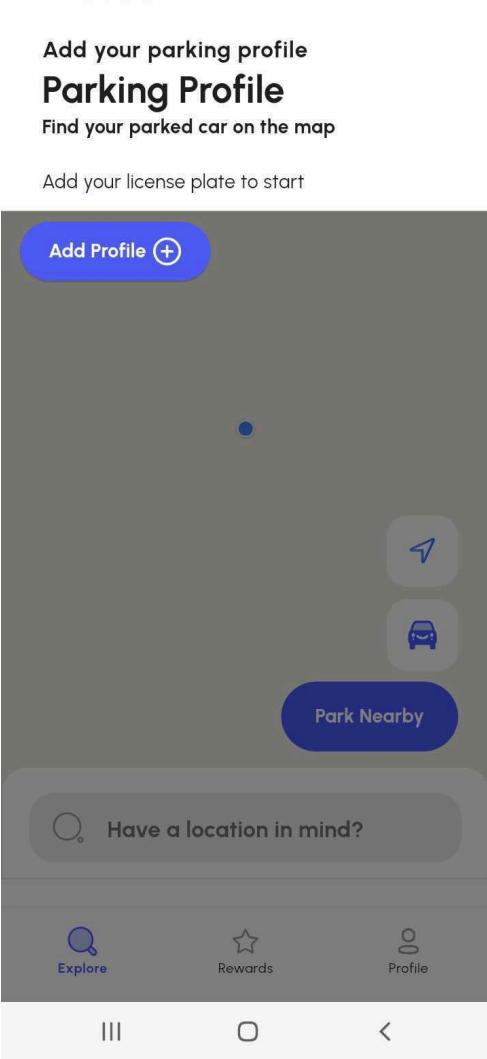


LSU Health students, faculty and staff: Download the free Park LSU Health app and find available parking in real time and register for parking permits.

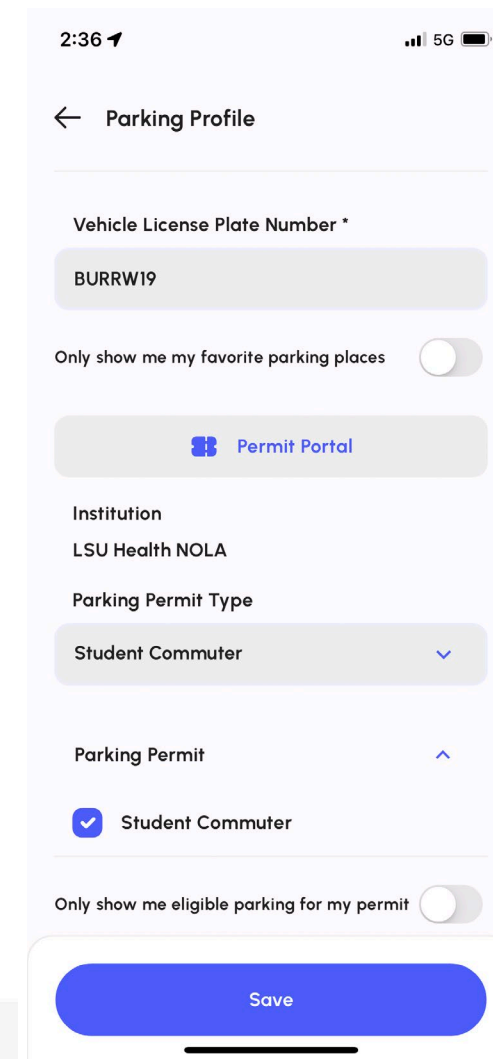
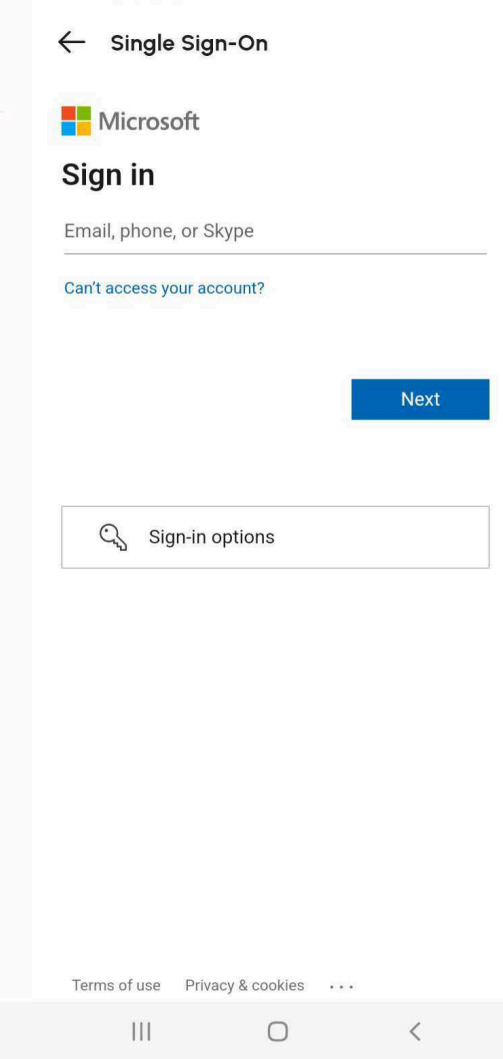
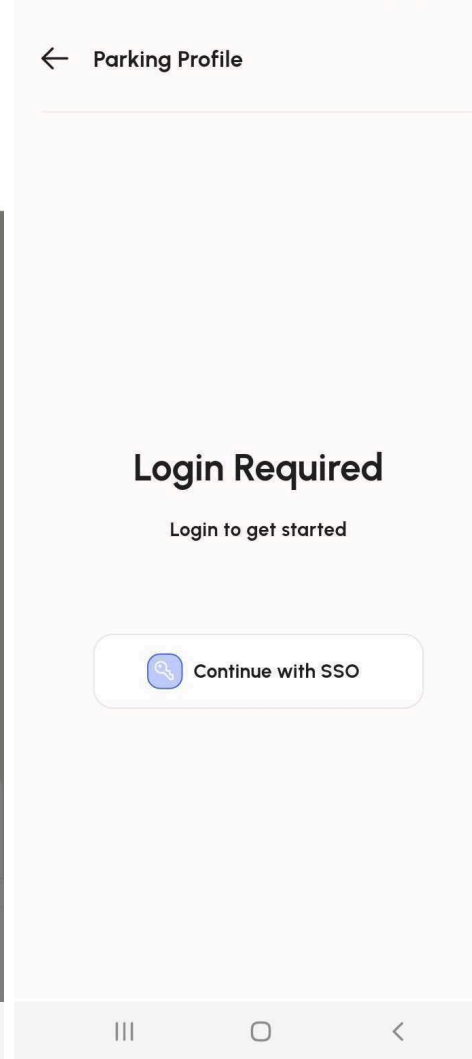




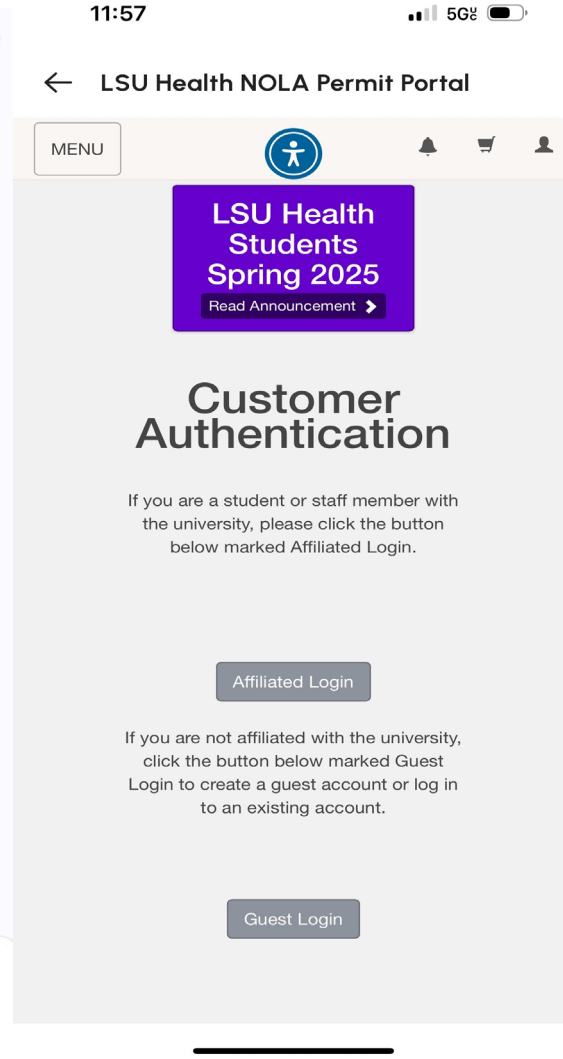
Available in Apple or Android app stores



Add Profile using your LSUHSC credentials to Single Sign On. For Parking Profile select your permit type (select, check box, save)



Click Permit Portal to access your affiliated parking account on the parking portal and select Get Permits. Permit decal and parking card needed to access gated areas.



## ParkZen Respects Users' Privacy



We are committed to protecting users' privacy

ParkZen only asks for "Allow Always Location" permission to work even when the app is terminated and process parking activity data from the user's smartphone device



ParkZen **does not track** the location history, identity or other sensitive user data



Data is processed locally **within a user's device** and not shared with ParkZen



ParkZen only collects **anonymized** locations and times of parking and/or open spots left by users within the campus property



The parking and lot occupancy data are stored securely using Google cloud services and protected by the highest IT security standards

## Parking Portal for Student Online Parking Registration

- *The information on this page summarizes the online parking registration process. Students must still select Parking Fee and Parking Gate Card on Optional Fee Form submitted to Bursar's Office.*
- Register online by entering our Online Parking Account site with your LSUHSC credentials (username and password). Since you will already be credentialed with the University, click on the Affiliated Login option.
- Enter your University Login ID (Username) and Password.
- Select Get Permits and options will be listed. Select and add your Student permit and card (if necessary). A gate card is needed for all gated lots. The options for Student parking permits are Student Commuter lots and Perdido Place Res Hall lot (1900 Perdido Street tenants only). Students moving into the privately run Residences at LSU Health should select the Student Commuter lots option. The next step will be to add your vehicle information and then attach a copy of vehicle registration for verification. Select Delivery Option so that you can pick up at Parking Services prior to Orientation or on Orientation day. . Verify Cart details, select Payment Method (Bursar LSU Student Fees), and click Pay Now. *Please confirm that you submitted your Optional Fee form to the Bursar with your necessary parking fees/gate card checked off.*

# Card and Decal Guide

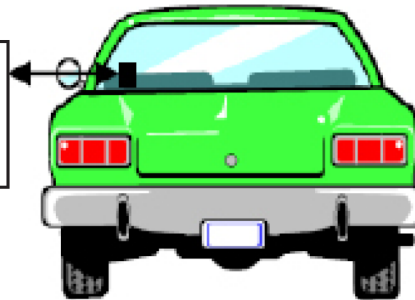
## GATE CARD and PLACEMENT GUIDE



**Gate Card (White Box).** Mount Card Vertically inside your front windshield at least two inches from the top and side.

Note — Gate Cards may read better in lower positions for higher vehicles such as vans and SUVs. In addition, some luxury vehicles with special windshields or vehicles with a special film/tint on windshield may not allow the gate card to be read.

**DECAL (Black box)**  
Place decal on the left back windshield on the outside.



# Parking Access

## Authorized Parking Locations:

Commuter Students: Perdido lots Downtown and Dental School lots 24/7.

425 S. Roman St. Garage restricted to Levels 6 and 7 only M-F business hours.

Perdido Place Res Hall tenant: Residence Hall lot